

# Full-Range Speakers



**S1**



**S2**



**S3**

**MORE THAN A SOUND SYSTEM...** A sound creation system that can expand with your needs. The true beauty of athena's breakthrough modular speaker system is that you can create your sound...at your pace and in your budget. Just starting out? Then pick up a set of our awesome full-range speakers. They sound great all on their own. As your space grows, our unique technology lets you add an active subwoofer. Or ready to take your sound to the limit? Go for an integrated speaker system. **Doesn't that sound like your kind of system?**





# A speaker system that

**UNCOMPROMISING:** "I don't take life too seriously. My sound? Definitely. One of my greatest pleasures is listening to music. My living space is open, with lots of windows. To get a sound that was just right for me and perfect for my space, buying an off-the-shelf solution just wouldn't cut it. When I heard about athena, my ears perked up. You see, it's modular. I mixed and matched. I listened. Then I heard it. My sound. **It was incredible. And it was that easy.**"





gives me control...

**PERFORMANCE:** "For me, it's what's inside that counts. I'm the kind of guy that likes to look under the hood of a car before I buy. I created my own sound with athena because the technology inside is amazing. Teteron dome tweeters produce clear, powerful and genuinely accurate highs. MOSFET amplifiers drive athena's subwoofers to achieve a rich, intuitive bass response. And athena cabinets are specially crafted in MDF Medium Density Fiberboard. This minimizes resonance and enriches the deep, clear bass. **It's a beautiful performance for the eyes...and ears.**"



# Active Subwoofers



**P1**



**P2**



**P3**

**OUR SOUND CREATION SYSTEM** lets you get it together like never before. athena's SCT® (System Creation Technology) is a technological breakthrough. While our full-range speakers sound incredible on their own, they can be physically and electronically united in seconds to your choice of active subwoofers with a unique metal rail mechanism. Then set the Mode Switch to easily connect and configure your athena system to your equipment. The bottom line? This is a system that's totally integrated, interchangeable and upgradable. **So what you buy today is an investment in tomorrow.**



...to choose my configura

**FREEDOM:** "Now I don't just listen to high octane guitar rifts... I feel 'em! For me, it's more than music. It's a feeling. And it's personal. athena lets me create my sound, my way. Not someone else's idea of how I should hear my music. athena's got it right, giving me a choice of full-range models and high performance active subwoofers that I could mix and match. So how did I know when I found my sound? **The smile on my face was a dead giveaway."**





tion and my investment...

**MODULAR:** “My place isn’t like everyone else’s. Why should my speakers be like everyone else’s? I had a special room in mind when we moved into our new home where I wanted to listen to my music. Lots of plants, soft chairs. A place where I could close my eyes and drift away with my music. I didn’t want just any speaker. I found athena. The salespeople didn’t have to sell me. I loved the modular idea. It only took me a few minutes to find my perfect combination. **My plants love it too.**”





I like the sound of that.

**INTELLIGENT:** "Now that I've grown up, so have my expectations. I was ready for a speaker system that could live up to what I had in mind. Before I listened to athena, I listened to what they had to say about athena. They're magnetically shielded so they can integrate safely anywhere in the room. And everything is sonically matched so I can add to my system any time I want. That sounded good. Then I listened to athena. That sounded even better." athena TECHNOLOGIES®. **Create Your Sound.**



# Mix & Match



**SOUNDS INCREDIBLE, ONE WAY OR ANOTHER**

**BEING THERE:** With athena's C1 stand alone home theatre speaker, you're not just watching movies; you'll feel like you're in them. As a center or rear speaker, you will experience sound so realistic, it's like being there. Go beyond home theater entertainment. **Go for athena.**



**Home Theater Speaker**





This Product Selected For  
THE 2001 CONSUMER ELECTRONICS SHOW  
**INNOVATIONS**

DESIGN AND ENGINEERING HONORS PROGRAM

**CES – Innovations 2001 Award**



**Recommended Components**



**2001 Loudspeaker of the Year**



**athena TECHNOLOGIES®**

3641 McNicoll Avenue

Toronto, Ontario

Canada M1X 1G5

[www.athenaspeakers.com](http://www.athenaspeakers.com)

*Printed in Canada. Subject to change without notice.*

© 2001 athena TECHNOLOGIES®

Part #3PAB010E

# S1

# UNCOMPROMISING



**The S1 may be an affordable compact,** but it delivers a larger than life sound you'll be thrilled to call your own. Sit back and enjoy realistic soundstage and crystal clear tonality. Looks great, sounds great, and with athena's SCT™ system, goes great with the P1 sub.

### **SPECIFICATIONS**


- 91 dB Room Efficiency
- 2.0 KHz Cross-Over Point
- 60-20 KHz +/-3 Frequency Response
- Recommended Amplifier Power: 10-100 Watts
- 8 ohm Compatible
- 2-Way System with 2 High-Tech Drivers
- 1" (25 mm) Teteron Dome Tweeter
- 1-5 1/4" (13.5 cm) Injection-Molded Woofer
- Horn-Loaded Dispersion Enhancing Faceplate
- Rear-Vented Design
- Magnetically Shielded

### **DIMENSIONS/ WEIGHT**

- H 12 1/4" (31.1 cm)
- W 8" (20.3 cm)
- D 9 3/4" (24.8 cm)
- 11 lbs (5 kg) each

### **COMES WITH**

- Two Removable Flush-Style Grills
  - Self Adhesive Rubber Feet
  - 5-Way Gold-Plated Binding Post Connectors
  - SCT™ Compatible with the P1 Active Subwoofer
- Available in high gloss black or cherry finish.



# C1

### **SPECIFICATIONS**

- 91 dB Room Efficiency
- 2.0 KHz Cross-Over Point
- 60-20 KHz +/-3 Frequency Response
- 1" (25 mm) Teteron Dome Tweeter
- 1 5 1/4" (13.5 cm) Injection Molded Woofer
- 1 6 1/2" (16.5 cm) Injection Molded Passive Radiator



# S2

## PERFORMANCE



**The S2 pushes the envelope when it comes to delivering quality sound and a virtuoso performance.** You'll appreciate the impressive power on its own or if you want to take it to another level, use the athena SCT™ system and slide it onto a P2 active subwoofer.

### SPECIFICATIONS


- 93 dB Room Efficiency
- 2.0 KHz Cross-Over Point
- 50-20 KHz +/-3 Frequency Response
- Recommended Amplifier Power: 10-150 Watts
- 8 ohm Compatible
- 2-Way System with 2 High-Tech Drivers
- 1" (25 mm) Teteron Dome Tweeter
- 1-6 1/2" (16.5 cm) Injection-Molded Woofer
- Horn-Loaded Dispersion Enhancing Faceplate
- Rear-Vented Design
- Magnetically Shielded

### DIMENSIONS/ WEIGHT

- H 14 1/4" (36.2 cm)
- W 9 1/2" (24.1 cm)
- D 12 3/4" (32.3 cm)
- 18 lbs (8.2 kg) each

### COMES WITH

- Two Removable Flush-Style Grills
  - Self Adhesive Rubber Feet
  - 5-Way Gold-Plated Binding Post Connectors
  - SCT™ Compatible with the P2 or P3 Active Subwoofers
- Available in high gloss black or cherry finish.



### DIMENSIONS/ WEIGHT

- H 8" (20.3 cm) • W 21 3/4" (55.3 cm)
- D 5 1/2" (14 cm) • 14.5 lbs (6.6 kg) each

### COMES WITH

- Three Removable Flush Style Grills
- 5-Way Gold Plated Binding Post Connectors
- Wall mountable in both vertical and horizontal position



# S3

# OUTSTANDING



**Hearing is believing.** For outstanding high end and mid-range response with deep bass, the S3 sounds like your kind of speaker. With or without an active subwoofer, the S3 delivers what you want to hear: awesome performance that's worth a standing ovation.

## **SPECIFICATIONS**



- 95 dB Room Efficiency
- 2.0 KHz Cross-Over Point
- 40-20 KHz +/-3 dB Frequency Response
- Recommended Amplifier Power: 10-200 Watts
- 8 ohm Compatible
- 3-Way System with 3 High-Tech Drivers
- 1" (25 mm) Teteron Dome Tweeter
- 1-5 1/4" (13.5 cm) Injection-Molded Mid-Bass
- 1-8" (20.3 cm) Injection-Molded Woofer
- Horn-Loaded Dispersion Enhancing Faceplate
- Rear-Vented Design
- Magnetically Shielded

## **DIMENSIONS/ WEIGHT**

- H 24" (61 cm)
- W 9 1/2" (24.1 cm)
- D 12 3/4" (32.3 cm)
- 31 lbs (14.1 kg) each

## **COMES WITH**

- Three Removable Flush-Style Grills
- Self Adhesive Rubber Feet
- 5-Way Gold-Plated Binding Post Connectors
- SCT™ Compatible with the P2 or P3 Active Subwoofers





- Available in high gloss black or cherry finish.



# P1

# FREEDOM



**Specifically designed to complement any small to medium sized listening room**, the P1 seamlessly attaches to the S1 using the athena SCT™. Tonally matched to the athena C1 center channel, the P1 showers you with 75 watts of deep bass. This subwoofer is a great place to get started.

### **SPECIFICATIONS**

- Magnetically Shielded
- 75 Watt MOSFET amp
- 1-6 1/2" (16.5 cm) Woofer in a Bandpass Design
- 50 -150 KHz Continuously Variable Cross-Over (18 dB octave)
- 35-150 KHz +/-3 dB Frequency Response

### **INPUT SENSITIVITY**

- High Level: 250 mV
- Low Level - Sub Input: <100 mV-6V

### **DIMENSIONS/ WEIGHT**

- H 23 1/4' (59.1 cm)
- W 8" (20.3 cm)
- D 8" (20.3 cm)
- 17 1/2 lbs (7.9 kg) each

### **COMES WITH**



- Front-Mounted Controls
- Bass Level Control
- Bass Range Control
- Blend Switch
- 2 Position Mode Switch
- On/Off Auto Control
- 4 Rubber Isolation Feet plus Hardware
- Top Cover Panel
- OverDrive Protection Circuit
- 1 RCA Low-Level and Dual High-Level Speaker Inputs
- SCT™ Compatible with the S1 Speaker
- Acoustically Compatible with the C1 Speaker

- Available in high gloss black or cherry finish.



# P2

# MODULAR



**Serious bass and a seriously great look**, the P2 has the kind of power and performance that goes beyond your expectations. Add an S2 or S3 using the athena SCT™ and enrich your listening experience even more. While this is our middle line, it's definitely not middle of the road.

## SPECIFICATIONS

- Magnetically Shielded
- 100 Watt MOSFET amp
- 1-8" (20.3 cm) Downfiring Woofer in a Bass Reflex Design
- 50 -150 KHz Continuously Variable Cross-Over (18 dB octave)
- 25-150 KHz +/-3 dB Frequency Response

## INPUT SENSITIVITY

- High Level: 250 mV
- Low Level - Sub Input: <100 V-6V

## DIMENSIONS/ WEIGHT

- H 25 1/2" (64.8 cm)
- W 9 1/2" (24.1 cm)
- D 11" (27.9 cm)
- 29 lbs (13.2 kg) each

## COMES WITH



- Front-Mounted Controls
- Bass Level Control
- Bass Range Control
- Blend Switch
- 3 Position Mode Switch
- On/Off Auto Control
- 4 Rubber Isolation Feet plus Hardware
- Top Cover Panel
- OverDrive Protection Circuit
- 1 RCA Low-Level and Dual High-Level Speaker Inputs
- SCT™ Compatible with the S2 or S3 Speakers

- Available in high gloss black or cherry finish.



# P3

# INTELLIGENT



**Ready to take it to the limit?** Unleash 150 watts of megabass pumping into your listening area with the P3 active subwoofers. The P3 is designed to either stand alone or blend with the S2 or S3 full-range models using the athena SCT™. Don't say we didn't warn you.

## SPECIFICATIONS

- Magnetically Shielded
- 150 Watt MOSFET amp
- 1-10" (25.4 cm) Downfiring Woofer in a Bass Reflex Design
- 50-150 KHz Continuously Variable Cross-Over (18 dB octave)
- 20-150 KHz +/-3 dB Frequency Response

## INPUT SENSITIVITY

- High Level: 250 MV
- Low Level - Sub Input: <100mV-6V

## DIMENSIONS/ WEIGHT

- H: 27" (68.6 cm)
- W: 11 3/4" (29.8 cm)
- D: 13 1/2" (34.3 cm)
- 34 1/2 lbs (15.6 kg) each

## COMES WITH

- Front-Mounted Controls
- Bass Level Control
- Bass Range Control
- Blend Switch
- 3 Position Mode Switch
- On/Off Auto Control
- 4 Rubber Isolation Feet plus Hardware
- Top Cover Panel
- OverDrive Protection Circuit
- 1 RCA Low-Level and Dual High-Level Speaker Inputs
- SCT™ Compatible with the S2 or S3 Speakers

- Available in high gloss black or cherry finish.





**Create your sound.**

